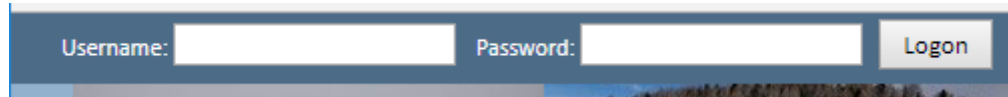


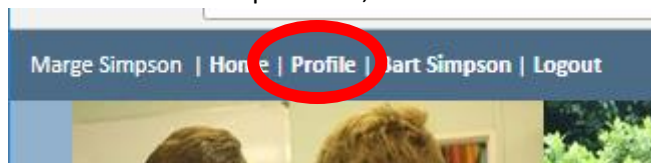
Data Consent Options

1. Logon to our intranet (intranet.queenelizabeths.co.uk) using the username and password supplied. If you have forgotten/lost these please contact the school so we can issue you with new details.

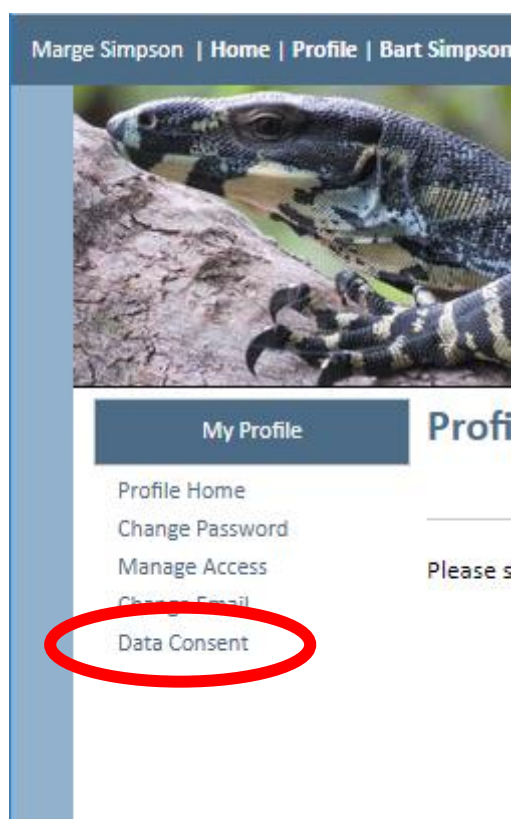


Username: Password:

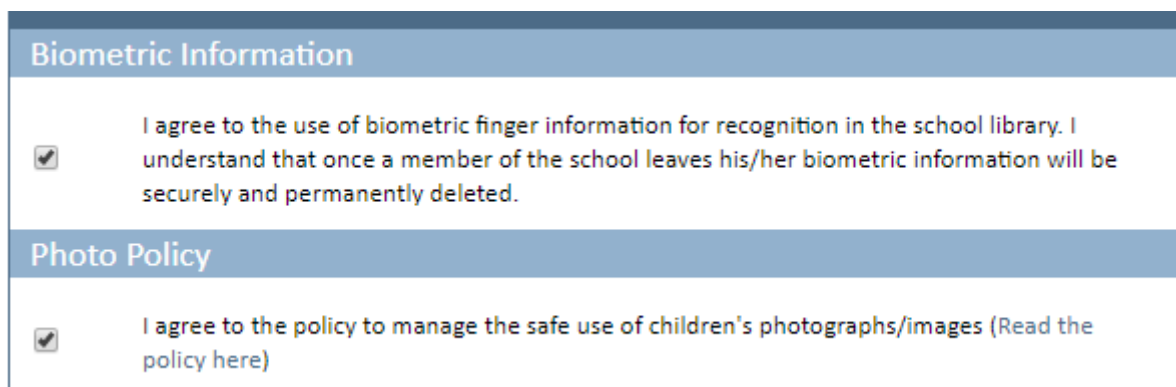
2. Once you have logged on, click Profile on the top link bar, as shown above.



3. Now select 'Data Consent' from the left hand menu, as shown below:



4. Review the areas requiring consent and tick the appropriate boxes before clicking save.



Biometric Information

I agree to the use of biometric finger information for recognition in the school library. I understand that once a member of the school leaves his/her biometric information will be securely and permanently deleted.

Photo Policy

I agree to the policy to manage the safe use of children's photographs/images (Read the policy here)